



### GENERAL SPECIFICATIONS

FRAME SIZE : 225x225x80mm.

HOUSING : ALUMINIUM ALLOY


IMPELLER : METAL

BEARING TYPE : BALL BEARING

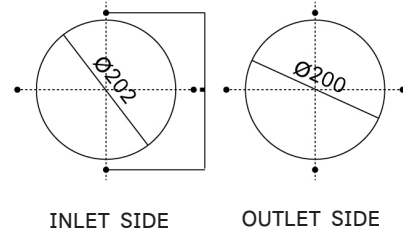
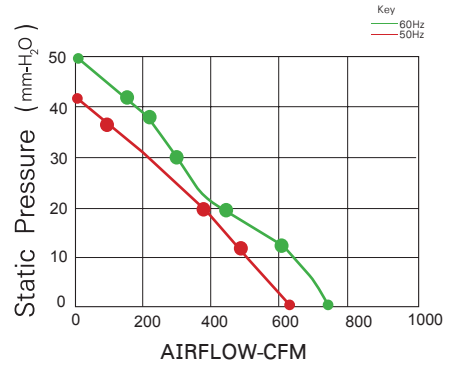
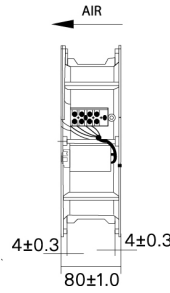
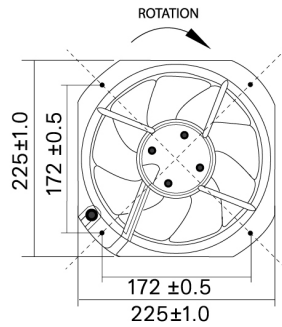
OPERATION TEMPERATURE : -10°C - +65°C

RELATIVE HUMIDITY : 35% ~ 85%

MOTOR : *CAPACITOR-RUN INDUCTION MOTOR*



WB228H7MC...



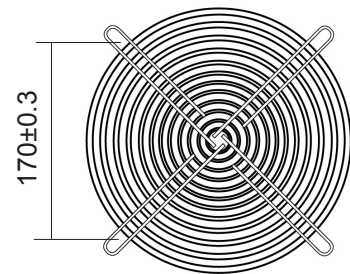
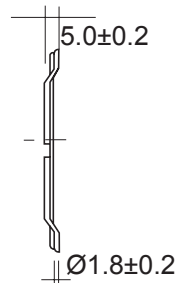
\* หน่วย : mm. \*

MODEL	VOLTAGE (V)	FREQ (HZ)	CURRENT (A)	POWER (W)	SPEED (RPM)	NOISE (DBA)	AIRFLOW (CFM)
WB228H7MC-A1L-G	100-125vac	50/60	0.74	80	2500/2850	63/66	618/760
WB228H7MC-A2L-G	200-240vac	50/60	0.40	80	2500/2850	63/66	618/760

### อุปกรณ์เสริม



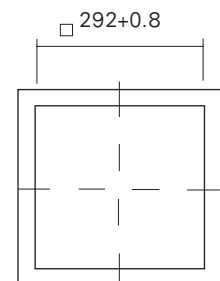

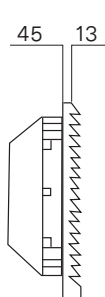
ตะแกรง G-228



\* หน่วย : mm. \*



ฟิลเตอร์ WFT-320



\* หน่วย : mm. \*

\* ราคาสินค้าไม่รวมภาษีมูลค่าเพิ่มและเปลี่ยนแปลงได้โดยไม่ต้องแจ้งให้ทราบล่วงหน้า \*