








*For Non-Insulated*

-  Butt Connector
-  Ring Terminal
-  Spade Terminal
-  Flat Blade Terminal
-  Pin Terminal



HD-8L  
*For Non-Insulated Terminal*



HD-14L  
*For Non-Insulated Terminal*



HD-16L  
*For Non-Insulated Terminal*



HD-25L  
*For Non-Insulated Terminal*



HD-50L  
*For Non-Insulated Terminal*



คีมย้ำหางปลาเบรล้อยแบบจิกรอยบาก

Model	Application Range			Weight Kg.	Length mm.
	JIS mm <sup>2</sup>	DIN mm <sup>2</sup>	AWG/MCM		
HD-8L	1.25 - 8	1.5 - 10	16 - 8	0.45	270
HD-14L	5.5 - 14	6 - 16	10 - 8	0.47	280
HD-16L	1.25 - 14	1.5 - 16	16 - 6	0.47	280
HD-25L	5.5 - 22	6 - 25	10 - 4	0.7	350
HD-50L	5.5 - 38	6 - 50	10 - 2	0.8	365

