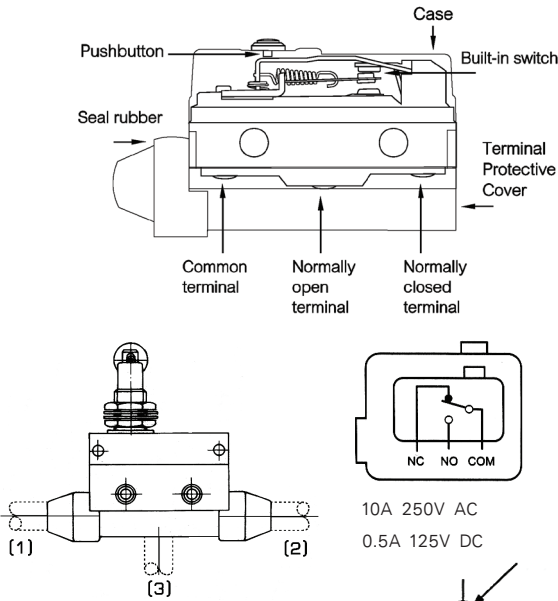




MAIN FEATURES :

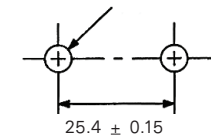
- ✓ Various Actuators, operation position is adjustable (such as CZ-7121)
- ✓ Outer shell covered with intensive plastic, water-proof and oil-proof. The mechanical strength is better than CM type of micro switch

Characteristics	
Operating speed	0.5mm to 50cm/sec
Operating frequency	Mechanical : 120 operations/min. Electrical : 30 operations/min.
Contact resistance	15M Ω max. (initial value)
Insulation resistance	100M Ω above (at 500 VDC)
Dielectric strength	1000 VAC, 50/60 Hz for 1 minute between terminals of the same polarity 1500 VAC, 50/60 Hz for 1 minute between current-carrying and noncurrent-carrying metal parts 1500 VAC, 50/60 Hz for 1 minute between each terminal and ground
Vibration	Action:10 to 55Hz,1.5mm pairs swing
Shock resistant	Mechanical durability : Approx. 1,000m/sec ² (approx. 100G's) Malfunction durability : Approx. 300m/sec ² (approx. 30G's)
Ambient temperature	Operating: -10°C to +80°C
Humidity	<95%RH
Service life	Mechanical : 10,000,000 operations above (under rated OT) Electrical : 500,000 operations above
Degree of protection	IP40



Mode terminal model

The moded terminal model is available with right-hand, left-hand and underside leads and is recommended for use where the switch is exposed to dust, oil moisture.



Mounting holes

Two 4.3 dia. mounting holes or M4 screw holes

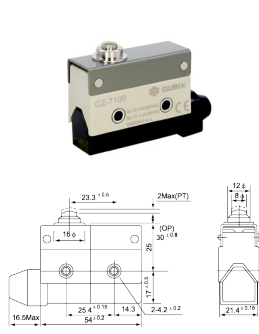
Note:

1. Inductive loads have a power factor of 0.4min.(AC) and a time constant of 7 ms max.(DC).
2. Lamp load has an inrush current of 10 times the steady-state current.
3. Motor load has an inrush current of 6 times the steady-state current

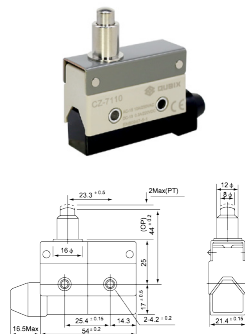
Rated Voltage	Non-inductive load				Inductive load			
	Resistive Load		Lamp Load		Inductive load		Motor Load	
	NC	NO	NC	NO	NC	NO	NC	NO
125 VAC	10	10	3	1.5	10	10	5	2.5
250 VAC	10	10	2.5	1.25	10	10	3	1.5
8 VDC	10	10	3	1.5	6	6	5	2.5
30 VDC	6	6	3	1.5	5	5	5	2.5
125 VDC	0.5	0.5	0.4	0.4	0.05	0.05	0.05	0.05

Types of actuator	Model	OF max (g)	RF min (g)	PT max (mm)	OT min (mm)	MD max (mm)	FP max (mm)	OP (mm)
Short push plunger	CZ-7100	600	100	2.0	0.8	0.8	-	30.5 ± 0.8
Push plunger	CZ-7110	600	100	2.0	5.0	0.8	-	44 ± 1.2
Hinge lever	CZ-7120	150	40	13.5	4.0	3.2	35	25 ± 1
Roller lever	CZ-7121	180	50	11	3.0	2.4	-	40 ± 1
One-way roller lever	CZ-7124	200	60	11	3.0	2.4	-	50 ± 1.2
Hinge short lever	CZ-7140	220	60	8.5	2.5	2.0	32	25 ± 1
Short roller lever	CZ-7141	240	80	6.5	2.0	1.5	46	40 ± 1
One-way short roller lever	CZ-7144	280	100	6.5	2.0	1.5	56	50 ± 1.2
Flexible rod	CZ-7166	120	-	250	11	-	-	-
Panel mount push plunger	CZ-7310	600	100	2.0	6.0	0.8	-	21.8 ± 1.2
Panel mount roller plunger	CZ-7311	600	100	2.0	6.0	0.8	-	33.3 ± 1.2
Panel mount cross roller plunger	CZ-7312	600	100	2.0	6.0	0.8	-	33.3 ± 1.2

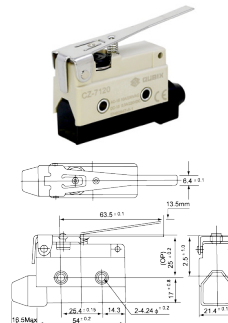





CZ-7100



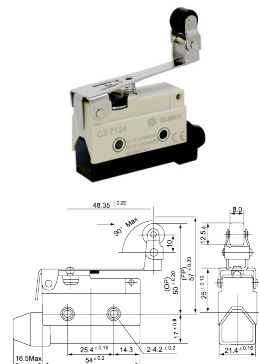
CZ-7110



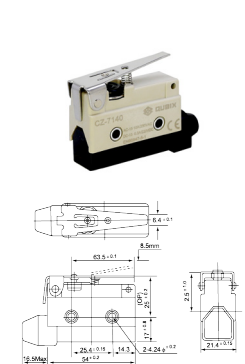
CZ-7120




CZ-7121



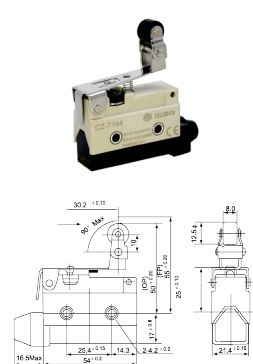
CZ-7124




CZ-7140



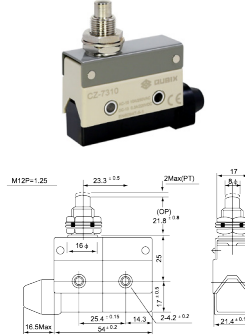
CZ-7141



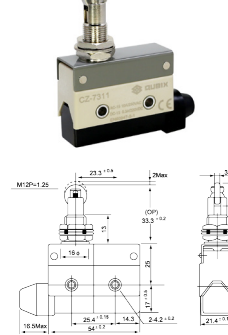
CZ-7144



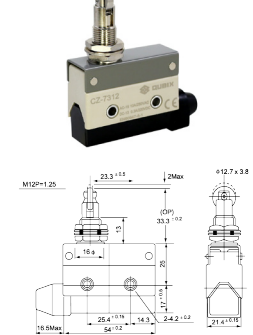
CZ-7166



CZ-7310



CZ-7311



CZ-7312

CZ-7000 Series

รุ่น (Model)	ลักษณะ หน้าสัมผัสทำงาน	Rated Current / Voltage	Contact Type	Terminal Type	Packing Pcs/Box
CZ-7100	Short Push Plunger	10A / 250V	DPDT 1NO, 1NC	SCREW TYPE	10
CZ-7110	Push Plunger	10A / 250V	DPDT 1NO, 1NC		10
CZ-7120	Hinge Lever	10A / 250V	DPDT 1NO, 1NC		10
CZ-7121	Roller Plunger	10A / 250V	DPDT 1NO, 1NC		10
CZ-7124	One-way Roller Lever	10A / 250V	DPDT 1NO, 1NC		10
CZ-7140	Hinge Short Lever	10A / 250V	DPDT 1NO, 1NC		10
CZ-7141	Short Roller Lever	10A / 250V	DPDT 1NO, 1NC		10
CZ-7144	One-way Short Roller Lever	10A / 250V	DPDT 1NO, 1NC		10
CZ-7166	Flexible rod	10A / 250V	DPDT 1NO, 1NC		10
CZ-7310	Panel mount push plunger	10A / 250V	DPDT 1NO, 1NC		10
CZ-7311	Panel mount roller plunger	10A / 250V	DPDT 1NO, 1NC		10
CZ-7312	Panel mount cross roller plunger	10A / 250V	DPDT 1NO, 1NC		10

