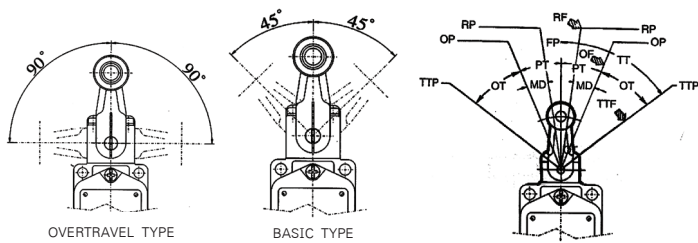


OF : Operating Force                      TTP : Total Travel Position  
 RF : Releasing Force                    PT : Pretravel  
 TF : Total Force                            OT : Overtravel  
 FP : Free Position                        DT : Travel Differential  
 OP : Operating Position                TT : Total Travel  
 RP : Releasing Position



- Note:**
1. Inductive loads have a power factor of 0.4min.(AC) and a time constant of 7 ms max.(DC).
  2. Lamp load has an inrush current of 10 times the steady-state current.
  3. Motor load has an inrush current of 6 times the steady-state current

**MAIN FEATURES :**

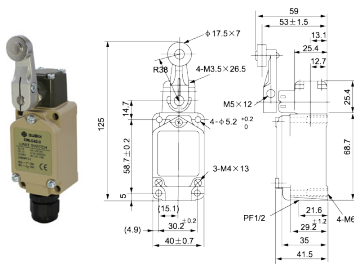
- ✓ Double-circuit type of limit switch, is widely used
- ✓ With strong aluminum cast outer shell
- ✓ High mechanical strength
- ✓ Structure preventing oil, water and pressure
- ✓ Indicating plate with setting position is installed in it, so it is easy to maintain
- ✓ Various actuators is taken convenience for using
- ✓ Built-in contact stand has double-spring, so it has long mechanical life
- ✓ Standard size configuration M20x1.5 for conduit connector

Operating speed	1mm/sec to 2m/sec (with Type WLCA2)
Operating frequency	Mechanical : 120 operations/min. Electrical : 30 operations/min.
Contact resistance	15M Ω max. (initial)
Insulation resistance	100M Ω min. (at 500 VDC)
Dielectric strength	1000 VAC, 50/60 Hz for 1 minute between terminals of the same polarity 1500 VAC, 50/60 Hz for 1 minute between current-carrying and noncurrent-carrying metal parts 1500 VAC, 50/60 Hz for 1 minute between each terminal and ground
Vibration	Malfunction durability : 10 to 55Hz; 1.5mm double amplitude
Shock	Mechanical durability : Approx. 1,000m/sec <sup>2</sup> (approx. 100G's) Malfunction durability : Approx. 300m/sec <sup>2</sup> (approx. 30G's)
Ambient temperature	Operating:-10°C to +80°C (With no icing)
Humidity	95% RH max.
Service life	Mechanical : 15,000,000 operations above (under rated OT) Electrical : 500,000 operations above
Degree of protection	IP66

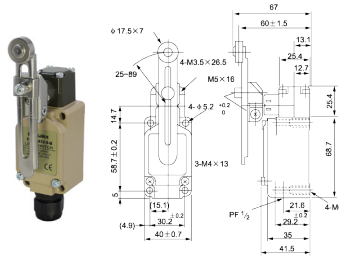
Rated Voltage	Non-inductive load				Inductive load			
	Resistive Load		Lamp Load		Inductive load		Motor Load	
	N.C.	N.O.	N.C.	N.O.	N.C.	N.O.	N.C.	N.O.
125 VAC	10	10	3	1.5	10	10	5	2.0
250 VAC	5	5	2	1	5	5	3	1.0
8 VDC	10	10	6	3	10	10	6	6
30 VDC	6	6	4	3	6	6	4	4
125 VDC	0.8	0.8	0.2	0.2	0.8	0.8	0.2	0.2

Types of actuator	Model	OF max (g)	RF min (g)	PT max (mm)	OT min (mm)	MD max (mm)	TF max (g)	TT max	OP (mm)
Roller Lever	CWLCA2-2	1360	227	20°	30°	12°	2720	50°	-
Adjustable Roller Lever	CWLCA12-2-Q	1360	227	20°	30°	12°	2720	50°	-
Adjustable Rod Lever	CWLCL	142	28	20°	30°	12°	200	50°	-
Fork Lever Lock	CWLCA32-41	1200	-	55°	35°	-	-	90 ± 10°	-
Fork Lever Lock	CWLCA32-42								
Top Plunger	CWLD	2720	910	1.7	6.4	1	-	34 ± 2.8	-
Cross Roller Plugner	CWLD1	2720	910	1.7	5.6	1	2720	6.5 ± 0.8	-
Roller Plunger	CWLD2	2720	910	1.7	5.6	1	-	6.5 ± 0.8	-
Ball Plunger	CWLD3	2720	910	1.7	5.6	1	2720	9 ± 0.8	-
Coil Spring (6.5 dia.)	CWLNJ	150	-	28	-	-	-	-	-
Coil Spring With Plastic End (8.0 dia.)	CWLNJ-2	120	-	28	-	-	-	-	-
Metal Stick (5.0 dia.)	CWLNJ-30	80	-	28	-	-	-	-	-
Spring Wire (1.0 dia.)	CWLNJ-S2	29	-	28	-	-	-	-	-

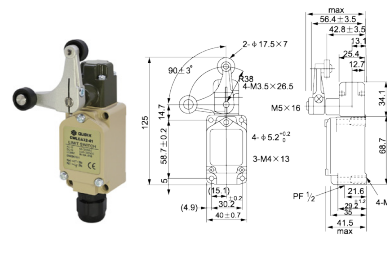




CWLCA2-2




CWLCA12-2-Q



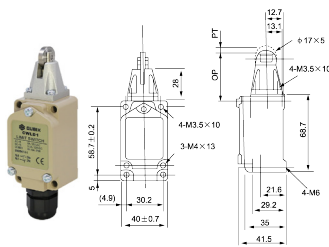
CWLCA32-41



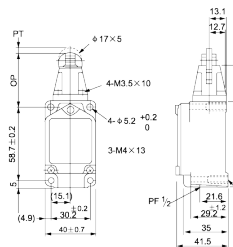
CWLCA32-42



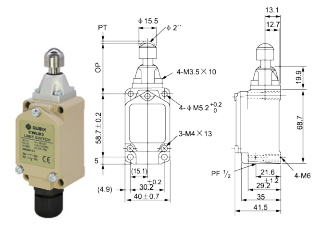
CWLD




CWLD1




CWLD2



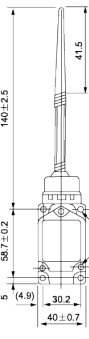
CWLD3




CWLCL



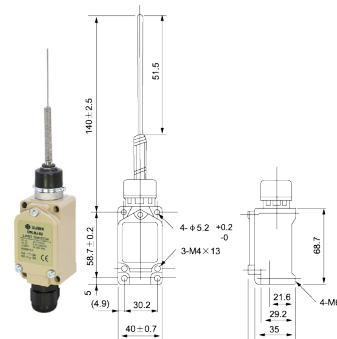
CWLNJ



CWLNJ2



CWLNJ30



CWLNJ-S2

CWL-Series

รุ่น (Model)	ลักษณะ หน้าสัมผัสทำงาน	Rated Current / Voltage	Contact Type	Terminal Type
CWLCA2-2	Roller Lever	10A / 250V	DPDT 1NO, 1NC	SCREW TYPE
CWLCA12-2-Q	Adjustable Roller Lever	10A / 250V	DPDT 1NO, 1NC	
CWLCL	Adjustable Rod Lever	10A / 250V	DPDT 1NO, 1NC	
CWLCA32-41	Fork Lever Lock	10A / 250V	DPDT 1NO, 1NC	
CWLCA32-42	Fork Lever Lock	10A / 250V	DPDT 1NO, 1NC	
CWLD	Top Plunger	10A / 250V	DPDT 1NO, 1NC	
CWLD1	Cross Roller Plugner	10A / 250V	DPDT 1NO, 1NC	
CWLD2	Roller Plunger	10A / 250V	DPDT 1NO, 1NC	
CWLD3	Ball Plunger	10A / 250V	DPDT 1NO, 1NC	
CWLNJ	Coil Spring (6.5 dia.)	10A / 250V	DPDT 1NO, 1NC	
CWLNJ2	Coil Spring With Plastic End (8.0 dia.)	10A / 250V	DPDT 1NO, 1NC	
CWLNJ30	Metal Stick (5.0 dia.)	10A / 250V	DPDT 1NO, 1NC	
CWLNJ-S2	Spring Wire (1.0 dia.)	10A / 250V	DPDT 1NO, 1NC	

