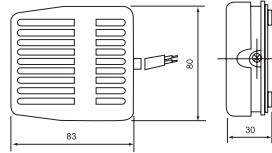
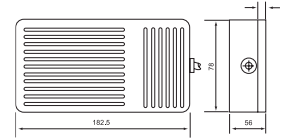




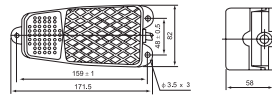
CFS-201



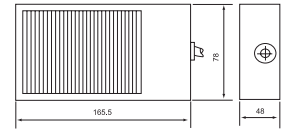
CFS-01



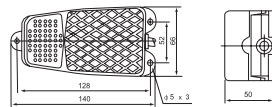
CFS-101 , CFS-102 , CFS-105



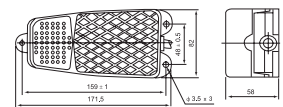
CFS-1



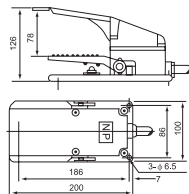
CFS-2



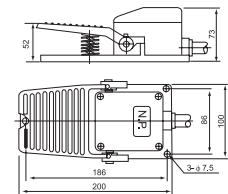
CFS-3 , CFS-3S



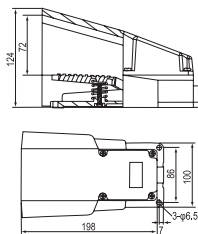
CFS-302



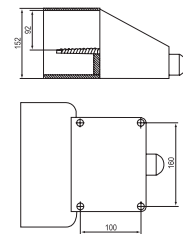
CFS-402



CFS-502



CFS-602



CFS Series					
รุ่น (Model)	Type of switch enclosed & contact arrangement	Rated Current / Voltage	Contact Type	Cable Type / Length	Material
CFS-101	CMV-100D	10A / 250V	1A 1B	0.75mm ² x3C / 1M.	Plastic
CFS-102	CM-1704	15A / 250V	1A 1B	0.75mm ² x3C / 1M.	
CFS-105	CS-105	6A / 250V	Push ON / OFF	0.75mm ² x2C / 1M.	
CFS-2	CMV-100D	10A / 250V	1A 1B	0.5mm ² x3C / 1M.	Aluminum Cast
CFS-3	CMV-100D	10A / 250V	1A 1B	0.75mm ² x3C / 1M.	
CFS-3S	CM-1704	15A / 250V	1A 1B	0.75mm ² x3C / 1M.	
CFS-201	CMV-100D	10A / 250V	1A 1B	0.5mm ² x3C / 1M.	Plastic
CFS-01	CMV-100D	10A / 250V	1A 1B	0.5mm ² x3C / 1M.	
CFS-1	CMV-100D	10A / 250V	1A 1B	0.5mm ² x3C / 1M.	Iron
CFS-302	CM-1704	15A / 250V	1A 1B	Accessory cable grand (No cable)	Aluminum Cast
CFS-402	CM-1704	15A / 250V	1A 1B		
CFS-502	CM-1704	15A / 250V	1A 1B		
CFS-602	Button spring type	15A / 250V	2x1A 1B		

